

SOMERA GRAND ULTIMA PLUS MBB

PRELIMINARY DATASHEET



up to **20.22%**
Efficiency

UP TO 375 W

120 MONO PERC
SOLAR CELLS



EFFECTIVE GAIN OF 1% OF CELL ACTIVE AREA by using cylindrical tabbing wire



Bypass diodes and innovative series-parallel connections enable the module to perform better in **PARTIAL SHADOW CONDITIONS**



BETTER TOLERANCE TO MICRO CRACK
Higher number of busbar makes the PV modules less prone to loss in efficiency due to micro-cracks.



IMPROVED FIELD RELIABILITY due to multiple contact points on the cell.




SUPERIOR PRICE PERFORMANCE
half-cut improves modules output without adding much to cost



GREAT AESTHETICS FOR DARK ROOFS
ALL BLACK module can increase the aesthetic value of your home with a more modern design

INCREASED SHADE TOLERANCE



HALF-CELL MODULE
Functions like two parallel modules, enabling the half-cell string to work in partial shading



QUALITY AND SAFETY

- 27 years of linear power output warranty **
- Rigorous quality control meeting the highest international standards

- 100% EL tested to minimise micro crack
- Excellent anti-PID performance
- Positive power tolerance

APPLICATIONS

- On-grid large scale utility systems
- On-grid rooftop industrial and commercial systems
- Rooftop residential systems

TECHNICAL DATA

SOMERA GRAND ULTIMA PLUS MBB

THIS DATASHEET IS APPLICABLE FOR: SOMERA VSMHBB.60.AAA.03.04 (AAA=340-370)

Electrical Data^{1,2} All data refers to STC (AM 1.5, 1000 W/m², 25°C)

Peak Power P _{max} (Wp) (0 ~ +4.99Wp)	340	345	350	355	360	365	370
Maximum Voltage V _{mpp} (V)	34.5	34.6	34.6	34.7	34.7	34.8	34.9
Maximum Current I _{mpp} (A)	9.88	10.01	10.13	10.27	10.41	10.53	10.65
Open Circuit Voltage V _{oc} (V)	40.6	40.7	40.8	40.8	40.9	41	41.1
Short Circuit Current I _{sc} (A)	10.9	11.01	11.13	11.25	11.35	11.45	11.55
Module Efficiency η(%)	18.34	18.61	18.88	19.14	19.41	19.68	19.95

1) STC:1000 W/m² irradiance, 25°C cell temperature, AM1.5g spectrum according to EN 60904-3. 2) Power measurement uncertainty is within +/- 3%.

Electrical Parameters at NOCT³

Power (W)	251.6	255.3	259	262.7	266.4	270.1	273.8
V@P _{max} (V)	31.7	31.8	31.8	31.9	31.9	32	32.1
I@P _{max} (A)	7.9	8.01	8.1	8.22	8.33	8.42	8.52
V _{oc} (V)	37.7	37.8	37.9	38	38.1	38.1	38.2
I _{sc} (A)	8.71	8.8	8.89	8.99	9.07	9.15	9.23

3) NOCT irradiance 800 W/m², ambient temperature 20°C, wind speed 1 m/sec

Temperature Coefficients (Tc) permissible operating conditions

Tc of Open Circuit Voltage (β)	-0.27%/°C
Tc of Short Circuit Current (α)	0.065%/°C
Tc of Power (γ)	-0.35%/°C
Maximum System Voltage	1000V
NOCT	45°C ± 2°C
Temperature Range	-40°C to + 85°C

Mechanical Data

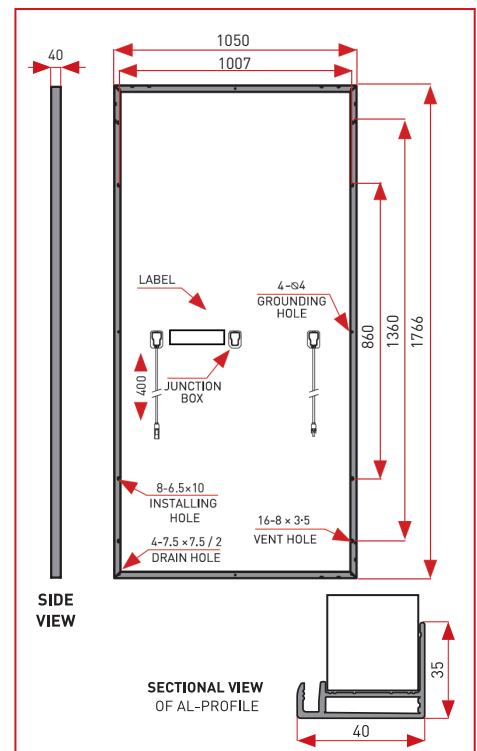
Length × Width × Height	1766 × 1050 × 40mm (69.52 × 41.33 × 1.57 inches)
Weight	20.8 Kg (45.8 lbs)
Junction Box	IP68/IP67, Split Junction Box with individual bypass diodes
Cable & Connectors [#]	400 mm length cables, MC4 Compatible/MC4 Connectors
Application Class	Class A (Safety class II)
Superstrate	3.2 mm (0.125 inches) high transmission low iron tempered glass, AR coated
Cells	60 Mono PERC (120 half-cells) P-Type solar cells
Back Sheet	Composite film
Frame	Anodized aluminium frame with twin wall profile
Mechanical Load Test	5400 Pa (Snow load), 2400 Pa (Wind load)
Maximum Series Fuse Rating	20 A

Warranty and Certifications

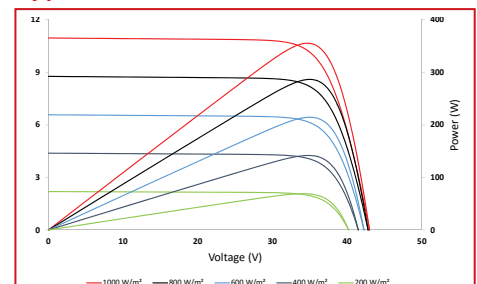
Product Warranty**	10 years
Performance Warranty**	Linear Power Warranty for 27 years with 3% for 1st year degradation and 0.65% from year 2 to year 27
Approvals and Certificates [^]	IEC 61215 : 2016, IEC 61730 : 2016, IEC 61701, IEC 62716, IEC 60068-2-68, IEC 62804, CE, CEC (California), UL 1703

[^] All (*) certifications under progress. | ** Refer to Vikram Solar's warranty document for terms and conditions. | * 1200mm (47.24 inches) cable length is also available

Dimensions in mm

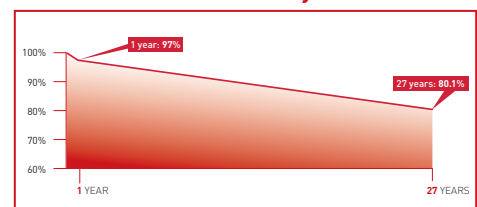


Typical I-V Curves⁴



4) Average relative efficiency reduction of 5% at 200 W/m² according to EN 60904-1.

Performance Warranty



Packaging Information

Quantity /Pallet	27
Pallets/Container (40' HC)	26
Quantity/Container (40' HC)	702

CAUTION: READ SAFETY AND INSTALLATION MANUAL BEFORE USING THE PRODUCT.

Specifications included in this datasheet are subject to change without notice. Electrical data without guarantee. Please confirm your exact requirement with the company representative while placing your order.

*Vikram Solar & Somera and the accompanying Logos are trademarks of Vikram Solar Limited registered in India.